



**AXIMUS**  
CRUSHING & SCREENING

**MAXIMUS CRUSHING & SCREENING**  
**2A WASHINGBAY ROAD**  
**COALISLAND**  
**CO. TYRONE**  
**N. IRELAND**  
**BT71 4ND**

**mxj**  
**1200**  
**JAW**  
**CRUSHER**

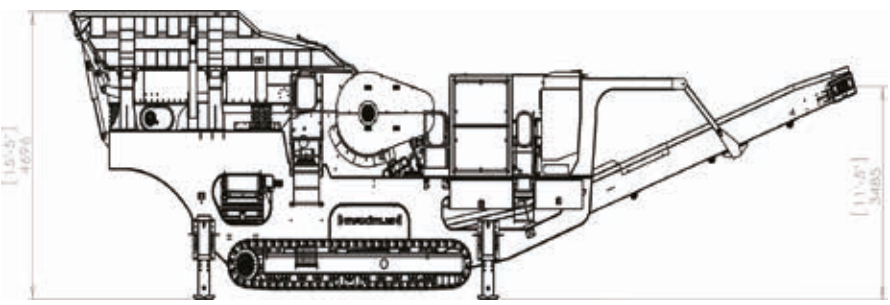
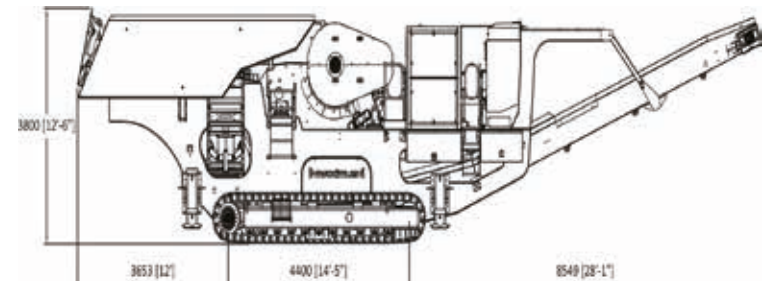
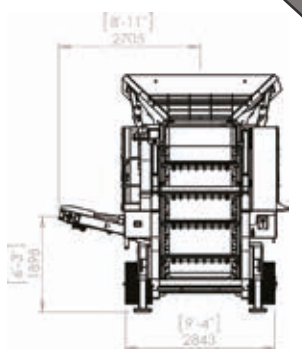


TEL : +44 (0) 28 8774 8873  
EMAIL: SALES@MAXIMUSSCREENING.COM  
WEB : WWW.MAXIMUSSCREENING.COM



# MXJ-1200 JAW CRUSHER

Weight	Est. 57,500 Kgs
Tracks	Width : 500mm
Power Unit	CAT C9 350 HP
Capacity	Up to 500 T/H
Main Conveyor	1200 mm
Side Conveyor	650 mm
Speed	300 RPM
Max Feed Size	700 mm
Inlet Opening	1200 x 750 mm
Transport Length	16602 mm
Transport Height	3800 mm
Transport Width	2843 mm



The powerful C9 CAT-engine gives enough strength to perform in the hardest conditions.

The MXJ-1200 has been designed with easy access for maintenance and service in mind. The electrical system is modern and user friendly, plant set up is fast and flexible, and with a transport weight of just 57 tons.



# MXJ-1200 JAW CRUSHER



The MXJ-1200 is the latest design and engineering innovation from Maximus Crushing & Screening.

The MXJ-1200 continues to deliver the same quality, productivity and reliability for which Maximus has become renowned throughout the world.

The MXJ-1200 is a high performance primary jaw crusher for quarrying, mining, recycling and demolition applications.

- ✓ **PRECISION**
- ✓ **PERFORMANCE**
- ✓ **PROFIT**

## OPTIONS

- Automatic Greasing System
- Extended Main Conveyor
- Overband Magnetic Conveyor
- Radio remote controlled tracks
- Jack Legs for Servicing and Cleaning

The powerful hydraulically driven 1200 x 750 jaw box has been developed for the most demanding applications with productivity and reliability to the fore.

The MXJ-1200 is equipped with a huge feedhopper with 10 m3 capacity, a grizzly pre-screening grid and a large 1200 mm main conveyor belt. The Jaw crusher has an inlet opening of 1200 x 750 mm (48" x 30") and is equipped with hydraulic wedge adjustment.

